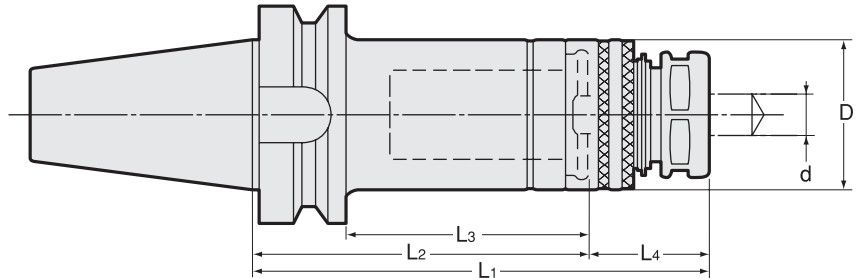


KHE/BT

BT Shank For Stub Holder

- Quick-changeable base holder that accommodates KH-E type stub holder.



Metric Sizes

Unit : Metric

Code	Model	d	L1	L2	L3	L4	D	kg	Stub holder
2720 10016075	BT30 -KH16E -75 ※	2.5 ~ 9.0	75	40	18	35	32	0.5	KH-16E
2720 10016090	-90	2.5 ~ 9.0	90	55	33	35	32	0.5	
2720 10016105	-105	2.5 ~ 9.0	105	70	48	35	32	0.6	
2720 10019075	BT30 -KH19E -75 ※	2.5 ~ 9.0	75	40	18	35	35	0.4	KH-19E
2720 10019090	-90	2.5 ~ 9.0	90	55	33	35	35	0.5	
2720 10019105	-105	2.5 ~ 9.0	105	70	48	35	35	0.6	
2720 10020075	BT30 -KH20E -75 ※	2.5 ~ 9.0	75	40	18	35	35		KH-20E
2720 10020090	-90	2.5 ~ 9.0	90	55	33	35	35	0.5	
2720 10020105	-105	2.5 ~ 9.0	105	70	48	35	35	0.6	
2720 10022090	BT30 -KH22E -90 ※	2.5 ~ 12.0	90	55	33	35	38	0.5	KH-22E
2720 10022105	-105	2.5 ~ 12.0	105	70	48	35	38	0.6	
2720 10022120	-120	2.5 ~ 12.0	120	85	63	35	38	0.7	
2720 10024090	BT30 -KH24E -90 ※	2.5 ~ 12.0	90	55	33	35	40		KH-24E
2720 10024105	-105	2.5 ~ 12.0	105	70	48	35	40	0.6	
2720 10024120	-120	2.5 ~ 12.0	120	85	63	35	40	0.7	
2720 10025105	BT30 -KH25E -105 ※	3.5 ~ 16.0	105	70	48	35	44	0.7	KH-25E
2720 10025120	-120 ※	3.5 ~ 16.0	120	85	63	35	44		
2720 10026105	BT30 -KH26E -105 ※	3.5 ~ 16.0	105	70	48	35	44	0.7	KH-26E
2720 10026120	-120 ※	3.5 ~ 16.0	120	85	63	35	44	0.8	
2720 30016090	BT40 -KH16E -90	2.5 ~ 9.0	90	55	28	35	32	1.1	KH-16E
2720 30016105	-105	2.5 ~ 9.0	105	70	43	35	32	1.2	
2720 30016135	-135	2.5 ~ 9.0	135	100	73	35	32	1.3	
2720 30019090	BT40 -KH19E -90	2.5 ~ 9.0	90	55	28	35	35	1.1	KH-19E
2720 30019105	-105	2.5 ~ 9.0	105	70	43	35	35	1.2	
2720 30019135	-135	2.5 ~ 9.0	135	100	73	35	35	1.4	
2720 30020090	BT40 -KH20E -90	2.5 ~ 9.0	90	55	28	35	35	1.1	KH-20E
2720 30020105	-105	2.5 ~ 9.0	105	70	43	35	35	1.2	
2720 30020135	-135	2.5 ~ 9.0	135	100	73	35	35	1.4	
2720 30022090	BT40 -KH22E -90	2.5 ~ 12.0	90	55	28	35	38	1.1	KH-22E
2720 30022105	-105	2.5 ~ 12.0	105	70	43	35	38	1.1	
2720 30022135	-135	2.5 ~ 12.0	135	100	73	35	38	1.4	
2720 30024105	BT40 -KH24E -105	2.5 ~ 12.0	105	70	43	35	40	1.2	KH-24E
2720 30024135	-135	2.5 ~ 12.0	135	100	73	35	40	1.4	
2720 30025105	BT40 -KH25E -105	3.5 ~ 16.0	105	70	43	35	44	1.2	
2720 30025135	-135	3.5 ~ 16.0	135	100	73	35	44	1.5	KH-25E
2720 30026105	BT40 -KH26E -105	3.5 ~ 16.0	105	70	43	35	44	1.2	
2720 30026135	-135	3.5 ~ 16.0	135	100	73	35	44	1.5	KH-26E
2720 30028105	BT40 -KH28E -105 ※	3.5 ~ 16.0	105	70	43	35	47	1.2	
2720 30028135	-135	3.5 ~ 16.0	135	100	73	35	47	1.5	KH-28E
2720 30030105	BT40 -KH30E -105 ※	3.5 ~ 16.0	105	70	43	35	47		
2720 30030135	-135	3.5 ~ 16.0	135	100	73	35	47	1.4	KH-30E

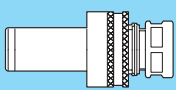
Metric Sizes Unit : Metric

Code	Model	d	L1	L2	L3	L4	D	kg	Stub holder
2720 30032135	BT40 -KH32E -135	3.5 ~ 22.0	135	95	68	40	51	1.4	KH-32E
2720 30032165	-165	3.5 ~ 22.0	165	125	98	40	51	1.8	
2720 30035135	BT40 -KH35E -135 ※	3.5 ~ 22.0	135	95	68	40	55		KH-35E
2720 30035165	-165	3.5 ~ 22.0	165	125	98	40	55		
2720 30036135	BT40 -KH36E -135 ※	3.5 ~ 22.0	135	95	68	40	55	1.5	KH-36E
2720 30036165	-165	3.5 ~ 22.0	165	125	98	40	55	1.9	
2720 50016105	BT50 -KH16E -105	2.5 ~ 9.0	105	70	32	35	32	3.8	KH-16E
2720 50016135	-135	2.5 ~ 9.0	135	100	62	35	32	3.8	
2720 50019105	BT50 -KH19E -105	2.5 ~ 9.0	105	70	32	35	35	3.7	KH-19E
2720 50019135	-135	2.5 ~ 9.0	135	100	62	35	35	3.8	
2720 50020105	BT50 -KH20E -105	2.5 ~ 9.0	105	70	32	35	35		KH-20E
2720 50020135	-135	2.5 ~ 9.0	135	100	62	35	35		
2720 50020165	-165	2.5 ~ 9.0	165	130	92	35	35	4.0	
2720 50022105	BT50 -KH22E -105	2.5 ~ 12.0	105	70	32	35	38	3.7	KH-22E
2720 50022135	-135	2.5 ~ 12.0	135	100	62	35	38	3.9	
2720 50022165	-165	2.5 ~ 12.0	165	130	92	35	38	4.2	
2720 50024105	BT50 -KH24E -105	2.5 ~ 12.0	105	70	32	35	40	3.7	KH-24E
2720 50024135	-135	2.5 ~ 12.0	135	100	62	35	40	3.9	
2720 50024165	-165	2.5 ~ 12.0	165	130	92	35	40	4.1	
2720 50025105	BT50 -KH25E -105	3.5 ~ 16.0	105	70	32	35	44	3.7	KH-25E
2720 50025135	-135	3.5 ~ 16.0	135	100	62	35	44	4.0	
2720 50025165	-165	3.5 ~ 16.0	165	130	92	35	44	4.2	
2720 50026105	BT50 -KH26E -105	3.5 ~ 16.0	105	70	32	35	44	3.7	KH-26E
2720 50026135	-135	3.5 ~ 16.0	135	100	62	35	44	3.9	
2720 50026165	-165	3.5 ~ 16.0	165	130	92	35	44	4.4	
2720 50028105	BT50 -KH28E -105	3.5 ~ 16.0	105	70	32	35	47	3.6	KH-28E
2720 50028135	-135	3.5 ~ 16.0	135	100	62	35	47	4.1	
2720 50028165	-165	3.5 ~ 16.0	165	130	92	35	47	4.5	
2720 50030105	BT50 -KH30E -105	3.5 ~ 16.0	105	70	32	35	47	3.6	KH-30E
2720 50030135	-135	3.5 ~ 16.0	135	100	62	35	47	3.9	
2720 50030165	-165	3.5 ~ 16.0	165	130	92	35	47	4.2	
2720 50032135	BT50 -KH32E -135	3.5 ~ 22.0	135	95	57	40	51	3.8	KH-32E
2720 50032165	-165	3.5 ~ 22.0	165	125	87	40	51	4.4	
2720 50035135	BT50 -KH35E -135	3.5 ~ 22.0	135	95	57	40	55	4.0	KH-35E
2720 50035165	-165	3.5 ~ 22.0	165	125	87	40	55	4.5	
2720 50036135	BT50 -KH36E -135	3.5 ~ 22.0	135	95	57	40	55	3.8	KH-36E
2720 50036165	-165	3.5 ~ 22.0	165	125	87	40	55	4.3	
2720 50048135	BT50 -KH48E -135 ※	20.0 ~ 32.0	135	85	47	50	75		KH-48E
2720 50048165	-165 ※	20.0 ~ 32.0	165	115	77	50	75		

1. Stub holders are sold separately.
2. For center through coolant feed, attach a coolant pin to the holder and use with KH-EC1 or KH-EC2 stub holder.
3. ※ marks cannot be used with KH-EC1 and KH-EC2.

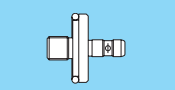
Stub holder

KH-E P. 422
 KH-EC1 P. 424
 KH-EC2 P. 425



Coolant pin

P. 426



Ordering Example

BT50 - KH20E - 105

Shank size Stub Holder Size (KH-20E) Projection length (L)

