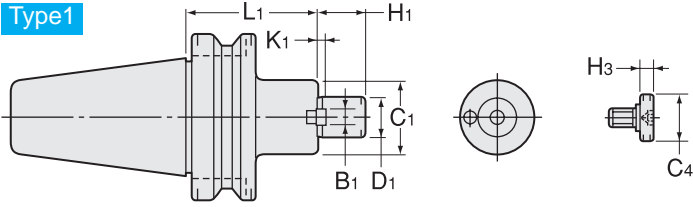


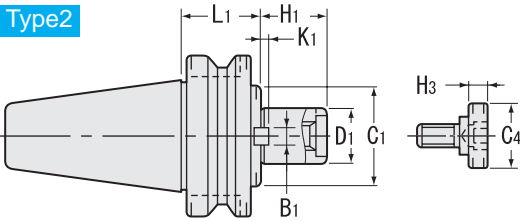
# SMB

## Shell End Mill Arbor

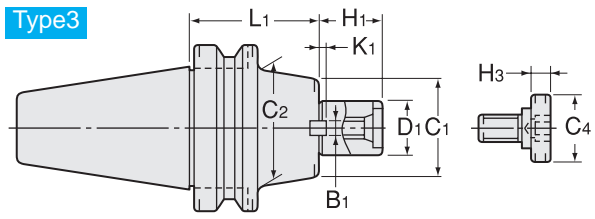
Type1



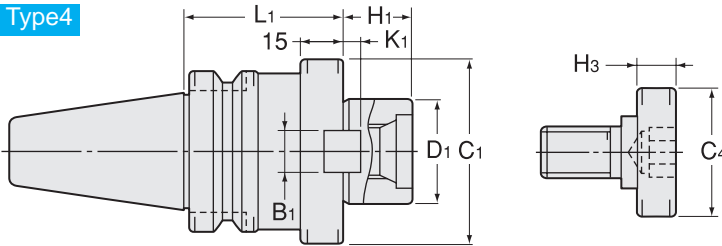
Type2



Type3



Type4



### Metric Sizes

Unit : Metric

Code	Model	Type	D1 (h6)	L1	C1	C2	H1	B1	K1	C4	H3	kg	Clamp Bolt	Cutter dia. Example
0780 03122030	<b>BT30 -SMB22.225 -30</b>	1	22.225	30	45	—	17	8	3.5	28	9	0.6	MBA-M10	50
0780 03322045	<b>BT40 -SMB22.225 -45</b>	1	22.225	45	45	—	17	8	3.5	28	9	1.3	MBA-M10	50
0780 03322120	<b>-120</b>	1	22.225	120	45	—	17	8	3.5	28	9	2.2	MBA-M10	50
0780 03331045	<b>BT40 -SMB31.75 -45</b>	2	31.75	45	60	—	30	12.7	4.5	40	10	1.7	MBA-M16	75
0780 03331075	<b>-75</b>	2	31.75	75	60	—	30	12.7	4.5	40	10	2.3	MBA-M16	75
0780 03338060	<b>BT40 -SMB38.1 -60</b>	4	38.1	60	80	—	36	15.9	5	50	14	2.8	MBA-M20	100
0780 03522060	<b>BT50 -SMB22.225 -60</b>	1	22.225	60	45	—	17	8	3.5	28	9	4.3	MBA-M10	50
0780 03522120	<b>-120</b>	1	22.225	120	45	—	17	8	3.5	28	9	4.8	MBA-M10	50
0780 03522180	<b>-180</b>	1	22.225	180	45	—	17	8	3.5	28	9	5.7	MBA-M10	50
0780 03531045	<b>BT50 -SMB31.75 -45</b>	2	31.75	45	60	—	30	12.7	4.5	40	10	4.2	MBA-M16	75
0780 03531075	<b>-75</b>	3	31.75	75	60	70	30	12.7	4.5	40	10	4.9	MBA-M16	75
0780 03531105	<b>-105</b>	3	31.75	105	60	70	30	12.7	4.5	40	10	6.2	MBA-M16	75
0780 03538045	<b>BT50 -SMB38.1 -45</b>	2	38.1	45	80	—	36	15.9	5	50	14	4.3	MBA-M20	100
0780 03538075	<b>-75</b>	2	38.1	75	80	—	36	15.9	5	50	14	5.5	MBA-M20	100

Clamp bolt is Included.

### Ordering Example

**BT30 - SMB - 22.225 - 30**

Shank size

D1

Projection length (L)