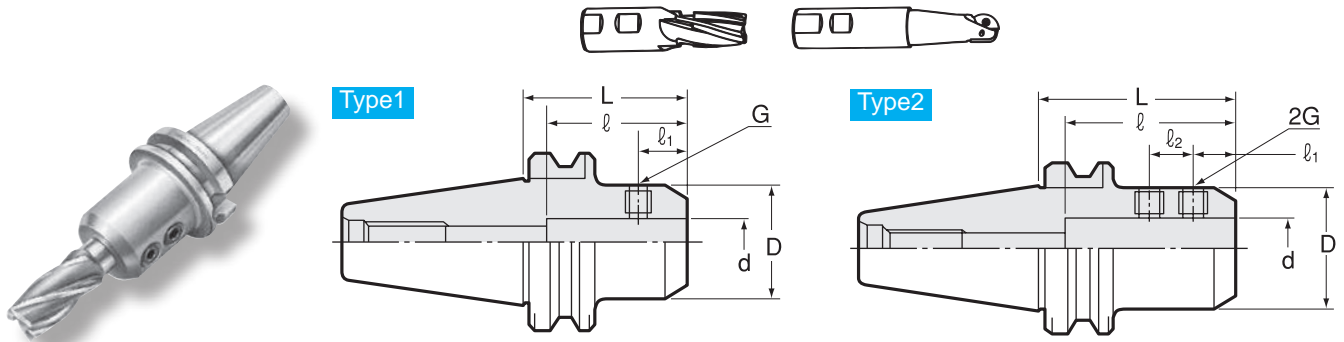


# SL2

## Side Lock Holder

- For JIS straight shank endmill with flat.

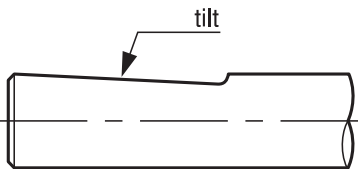


### Metric Sizes

Unit : Metric

Code	Model	Type	d (H6)	D	L	l <sub>1</sub>	l <sub>2</sub>	l	G	kg
0740 02106060	<b>BT30 -SL2 -6 -60</b>	1	6	25	60	18	—	36	M6	0.5
0740 02108060	<b>-8 -60</b>	1	8	28	60	18	—	36	M8	0.8
0740 02110060	<b>-10 -60</b>	1	10	35	60	20	—	40	M10	0.7
0740 02112060	<b>-12 -60</b>	1	12	42	60	22.5	—	45	M12	0.8
0740 02116090	<b>-16 -90</b>	1	16	48	90	24	—	48	M14	1.2
0740 02120090	<b>-20 -90</b>	1	20	52	90	25	—	50	M16	1.3
0740 02306075	<b>BT40 -SL2 -6 -75</b>	1	6	25	75	18	—	36	M6	1.2
0740 02308075	<b>-8 -75</b>	1	8	28	75	18	—	36	M8	1.2
0740 02310075	<b>-10 -75</b>	1	10	35	75	20	—	40	M10	1.2
0740 02312075	<b>-12 -75</b>	1	12	42	75	22.5	—	45	M12	1.4
0740 02316075	<b>-16 -75</b>	1	16	48	75	24	—	48	M14	1.5
0740 02320075	<b>-20 -75</b>	1	20	52	75	25	—	50	M16	1.6
0740 02325090	<b>-25 -90</b>	2	25	65	90	24	25	56	M18	2.3
0740 02332120	<b>-32 -120</b>	2	32	72	120	24	28	60	M20	3.3
0740 02506090	<b>BT50 -SL2 -6 -90</b>	1	6	25	90	18	—	36	M6	3.7
0740 02508090	<b>-8 -90</b>	1	8	28	90	18	—	36	M8	3.7
0740 02510090	<b>-10 -90</b>	1	10	35	90	20	—	40	M10	3.8
0740 02512090	<b>-12 -90</b>	1	12	42	90	22.5	—	45	M12	4.0
0740 02516090	<b>-16 -90</b>	1	16	48	90	24	—	48	M14	4.1
0740 02520090	<b>-20 -90</b>	1	20	52	90	25	—	50	M16	4.2
0740 02525105	<b>-25 -105</b>	2	25	65	105	24	25	56	M18	4.9
0740 02532120	<b>-32 -120</b>	2	32	72	120	24	28	60	M20	5.6
0740 02540120	<b>-40 -120</b>	2	40	80	120	30	32	70	M20	5.9
0740 02542120	<b>-42 -120</b>	2	42	82	120	30	32	70	M20	6.0

Please contact NT if the cutting tool has tilted flat on the shank.  
Special tool holder that matches to the tilted flat can be manufactured.



### Ordering Example

**BT30 - SL2 - 6 - 60**  
 Shank size                      I.D. (d)                      Projection length (L)

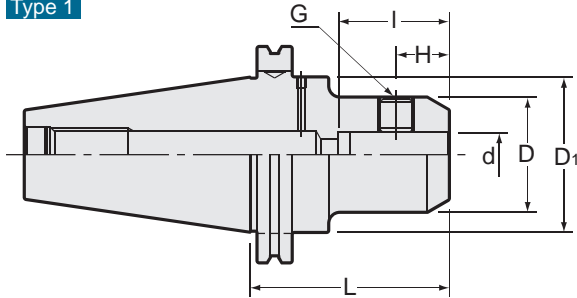
# SL2

## Side Lock Holder

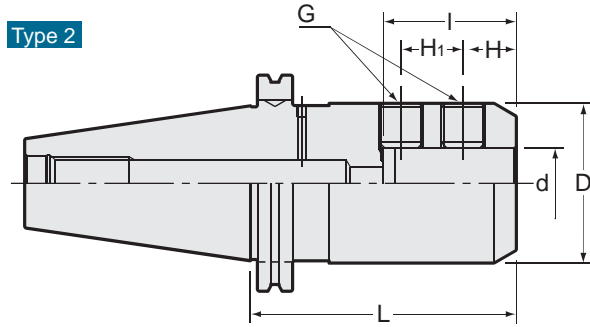
● For JIS straight shank endmill with flat.



Type 1



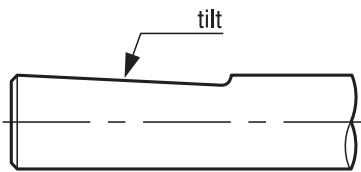
Type 2



### Metric Sizes

Unit : Inch

Code	Model	Type	dH6 (mm)	D	D1	L	H	H1	I	G (mm)	kg
2040 20406075	CAT40 SL2 -6 -75	1	6	0.984	1.750	2.953	0.709	—	1.417	M 6	1.1
2040 20408075	CAT40 SL2 -8 -75	1	8	1.102	1.750	2.953	0.709	—	1.417	M 8	1.2
2040 20410075	CAT40 SL2 -10 -75	1	10	1.378	1.750	2.953	0.787	—	1.575	M10	1.3
2040 20412075	CAT40 SL2 -12 -75	1	12	1.654	1.750	2.953	0.886	—	1.772	M12	1.4
2040 20416075	CAT40 SL2 -16 -75	1	16	1.890	1.750	2.953	0.945	—	1.890	M14	1.5
2040 20420075	CAT40 SL2 -20 -75	1	20	2.047	1.750	2.953	0.984	—	1.969	M16	1.5
2040 20425090	CAT40 SL2 -25 -90	2	25	2.559	—	3.543	0.945	0.984	2.205	M18	2.1
2040 20432120	CAT40 SL2 -32 -120	2	32	2.835	—	4.724	0.945	1.102	2.362	M20	3.2
2040 20506090	CAT50 SL2 -6 -90	1	6	0.984	2.750	3.543	0.709	—	1.417	M 6	
2040 20508090	CAT50 SL2 -8 -90	1	8	1.102	2.750	3.543	0.709	—	1.417	M 8	
2040 20510090	CAT50 SL2 -10 -90	1	10	1.378	2.750	3.543	0.787	—	1.575	M10	
2040 20512090	CAT50 SL2 -12 -90	1	12	1.654	2.750	3.543	0.886	—	1.772	M12	
2040 20516090	CAT50 SL2 -16 -90	1	16	1.890	2.750	3.543	0.945	—	1.890	M14	
2040 20520090	CAT50 SL2 -20 -90	1	20	2.047	2.750	3.543	0.984	—	1.969	M16	3.7
2040 20525105	CAT50 SL2 -25 -105	2	25	2.559	—	4.134	0.945	0.984	2.205	M18	4.4
2040 20532120	CAT50 SL2 -32 -120	2	32	2.835	—	4.724	0.945	1.102	2.362	M20	5.1
2040 20540120	CAT50 SL2 -40 -120	2	40	3.150	—	4.724	1.181	1.260	2.756	M20	5.4
2040 20542120	CAT50 SL2 -42 -120	2	42	3.228	—	4.724	1.181	1.260	2.756	M20	5.5



Please contact NT if the cutting tool has tilted flat on the shank. Special tool holder that matches to the tilted flat can be manufactured.

### Ordering Example

**CAT40 - SL2 - 6 - 75**  
 Shank size                      I.D. (d)                      Projection length (L)

BT  
CAT  
AHO  
HSK-A/E/F/C  
HSK-T  
UTS  
Specialized Machine  
Related Equipment  
Bush & Chamfering Drill  
Milling Chuck

Collet Holder

"R"-Zero Holder

Hydraulic Chuck

Shrink Fit

Tapping Chuck

Arbors

Function Holder

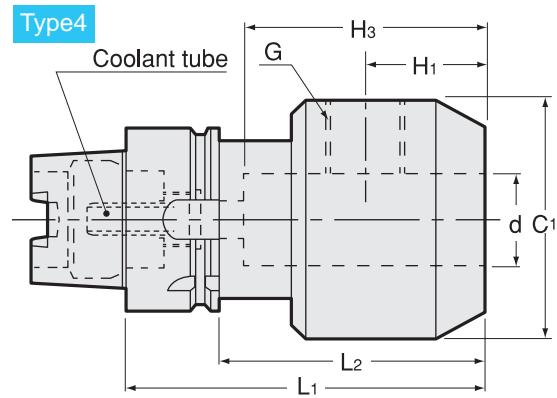
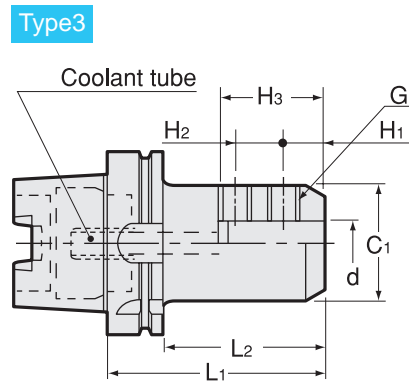
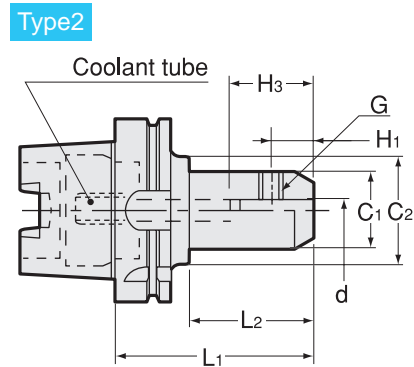
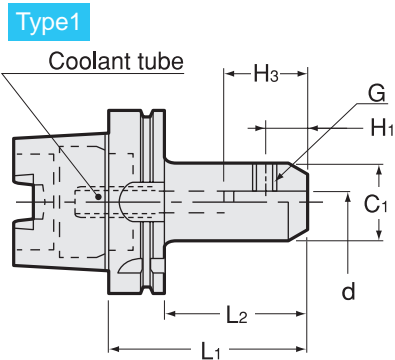
Retention Stud

Tool Shank Dimensions

# SL2

## Side Lock Holder

● For JIS straight shank endmill with flat.



● Coolant tube is included.

### Metric Sizes

Unit : Metric

Code	Model	Type	d	L1	L2	C1	C2	H1	H2	H3	G	kg
5420 13206060	<b>HSK40A -SL2 -6 -60</b>	1	6	60	40	25	—	18	—	36	M6	
5420 13208060	<b>-8 -60</b>	1	8	60	40	28	—	18	—	36	M8	
5420 13210060	<b>-10 -60</b>	4	10	60	40	35	—	20	—	40	M10	0.5
5420 13212075	<b>-12 -75</b>	4	12	75	55	42	—	22.5	—	45	M12	
5420 13216075	<b>-16 -75</b>	4	16	75	55	42	—	24	—	48	M14	
5420 13220075	<b>-20 -75</b>	4	20	75	55	42	—	25	—	50	M16	0.6
5420 14206060	<b>HSK50A -SL2 -6 -60</b>	1	6	60	34	25	—	18	—	36	M6	
5420 14208060	<b>-8 -60</b>	1	8	60	34	28	—	18	—	36	M8	
5420 14210065	<b>-10 -65</b>	1	10	65	39	35	—	20	—	40	M10	0.7
5420 14212075	<b>-12 -75</b>	1	12	75	49	42	—	22.5	—	45	M12	0.9
5420 14216075	<b>-16 -75</b>	1	16	75	49	42	—	24	—	48	M14	0.9
5420 14220090	<b>-20 -90</b>	1	20	90	64	42	—	25	—	50	M16	1.0
5420 15208080	<b>HSK63A -SL2 -8 -80</b>	1	8	80	54	28	—	18	—	36	M8	0.9
5420 15208150	<b>-150</b>	1	8	150	124	28	—	18	—	36	M8	
5420 15210090	<b>-10 -90</b>	1	10	90	64	35	—	20	—	40	M10	1.1
5420 15210150	<b>-150</b>	1	10	150	124	35	—	20	—	40	M10	1.6
5420 15212095	<b>-12 -95</b>	1	12	95	69	42	—	22.5	—	45	M12	1.4
5420 15212150	<b>-150</b>	1	12	150	124	42	—	22.5	—	45	M12	1.9
5420 15216100	<b>-16 -100</b>	1	16	100	74	48	—	24	—	48	M14	1.6
5420 15216150	<b>-150</b>	1	16	150	124	48	—	24	—	48	M14	2.3
5420 15220100	<b>-20 -100</b>	1	20	100	74	52	—	25	—	50	M16	1.8
5420 15220150	<b>-150</b>	1	20	150	124	52	—	25	—	50	M16	2.5

Inch to Metric (mm) → Inch × 25.4  
Metric (mm) to Inch → Metric ÷ 25.4 or Metric × 0.03937

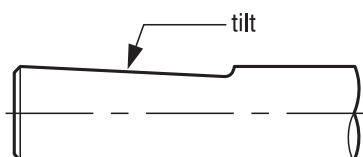


Special / Custom Sizes on request

Metric Sizes

Unit : Metric

Code	Model	Type	d	L1	L2	C1	C2	H1	H2	H3	G	kg
5420 17208090	<b>HSK100A -SL2 -8 -90</b>	2	8	90	49	28	50	18	—	36	M8	
5420 17208165		2	8	165	124	28	50	18	—	36	M8	2.8
5420 17210100		2	10	100	59	35	50	20	—	40	M10	2.6
5420 17210165		2	10	165	124	35	50	20	—	40	M10	
5420 17212105		1	12	105	76	42	—	22.5	—	45	M12	2.8
5420 17212165		1	12	165	136	42	—	22.5	—	45	M12	3.4
5420 17216110		1	16	110	81	48	—	24	—	48	M14	3.1
5420 17216165		1	16	165	136	48	—	24	—	48	M14	3.8
5420 17220110		1	20	110	81	52	—	25	—	50	M16	3.2
5420 17220165		1	20	165	136	52	—	25	—	50	M16	
5420 17225115		3	25	115	86	65	—	24	25	56	M18	4.0
5420 17225165		3	25	165	136	65	—	24	25	56	M18	
5420 17232120		3	32	120	91	72	—	24	28	60	M20	4.5
5420 17232165		3	32	165	136	72	—	24	28	60	M20	



Please contact NT if the cutting tool has tilted flat on the shank. Special tool holder that matches to the tilted flat can be manufactured.

Ordering Example

**HSK63A - SL2 - 8 - 90**

Shank size                      I.D. (d)                      Projection length (L)

- BT
- CAT
- AHO
- HSK-A/E/F/C
- HSK-T
- UTS
- Specialized Machine
- Related Equipment
- Bush & Chamfering Drill
- Milling Chuck
- Collet Holder
- "R"-Zero Holder
- Hydraulic Chuck
- Shrink Fit
- Tapping Chuck
- Arbors
- Function Holder
- HSK-E
- HSK-F
- HSK-C
- Tool Shank Dimensions