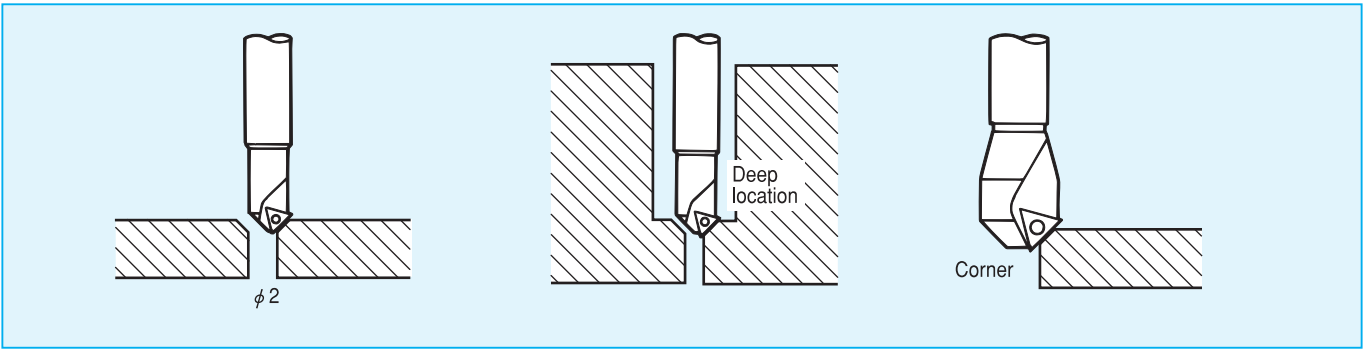


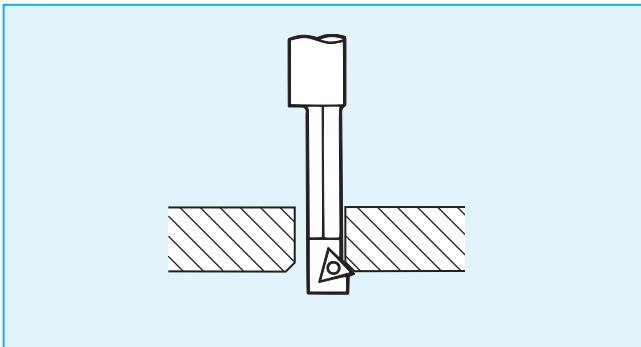
Chamfering Cutter Series

FM Chamfering cutter



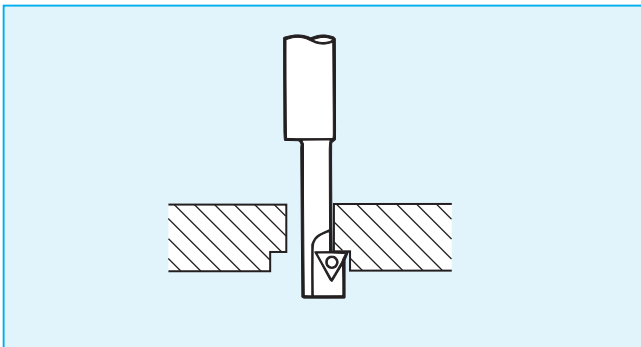
Chamfering, countersinking and corner rounding with machining center and milling machine.

BM Back chamfering cutter



Back spot-facing with axially adjustable machines such as machining center and milling machine.

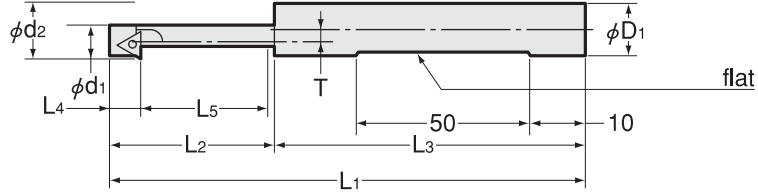
BZ Back spot-facing cutter



Back chamfering with axially adjustable machines such as machining center and milling machine.

BZ

Back Spot-Facing Cutter



Code	Model	ϕ d1	ϕ d2	T	ϕ D1	L1	L2	L3	L4	L5	kg	Insert No.
2840 00070110	BZ070110	7.0	11	2.6	12	106	36	70	7	27	0.07	EPGT040102R
2840 00085140	BZ085140	8.5	14	3.3	12	111	41	70	8	32	0.07	TBGT060102R
2840 00105170	BZ105170	10.5	17	3.8	16	116	46	70	8	37		TBGT060102R
2840 00130190	BZ130190	13.0	19	3.8	16	122	52	70	9	42		TPGT080202R
2840 00170250	BZ170250	17.0	25	4.8	20	135	65	70	12	52		TPGT110202R
2840 00210310	BZ210310	21.0	31	5.8	25	155	85	70	12	72		TPGT110202R

Indexable inserts are not included and not available from us. Wrench and clamp screw are included.

Accessories

Wrench	Code	Model	Insert No.	Clamp screw	Code	Model	Insert No.
	2825 00000006	LT-6	EPGT040102R		2825 12003306	CB1-20033-T6	EPGT040102R
			TBGT060102R				TBGT060102R
			TPGT080202R				TPGT080202R
	2625 00000008	LT-8	TPGT110202R		2625 12504808	CB1-25048-T8	TPGT110202R

Recommended cutting conditions

Cutter	Workpiece					
	S45C		FC250		A2017 (Aluminum)	
	Revolution (min-1)	Feed/rev. (mm/rev)	Revolution (min-1)	Feed/rev. (mm/rev)	Revolution (min-1)	Feed/rev. (mm/rev)
BZ 070110	1160	0.03	950	0.06	1400	0.05
BZ 085140	830	0.05	750	0.08	1350	0.06
BZ 105170	750	0.05	750	0.08	1100	0.08
BZ 130190	670	0.07	600	0.12	1000	0.10
BZ 170250	550	0.08	550	0.12	760	0.12
BZ 210310	400	0.11	400	0.16	600	0.16

Ordering Example

BZ 070 110
 Min. hole dia Max. hole dia