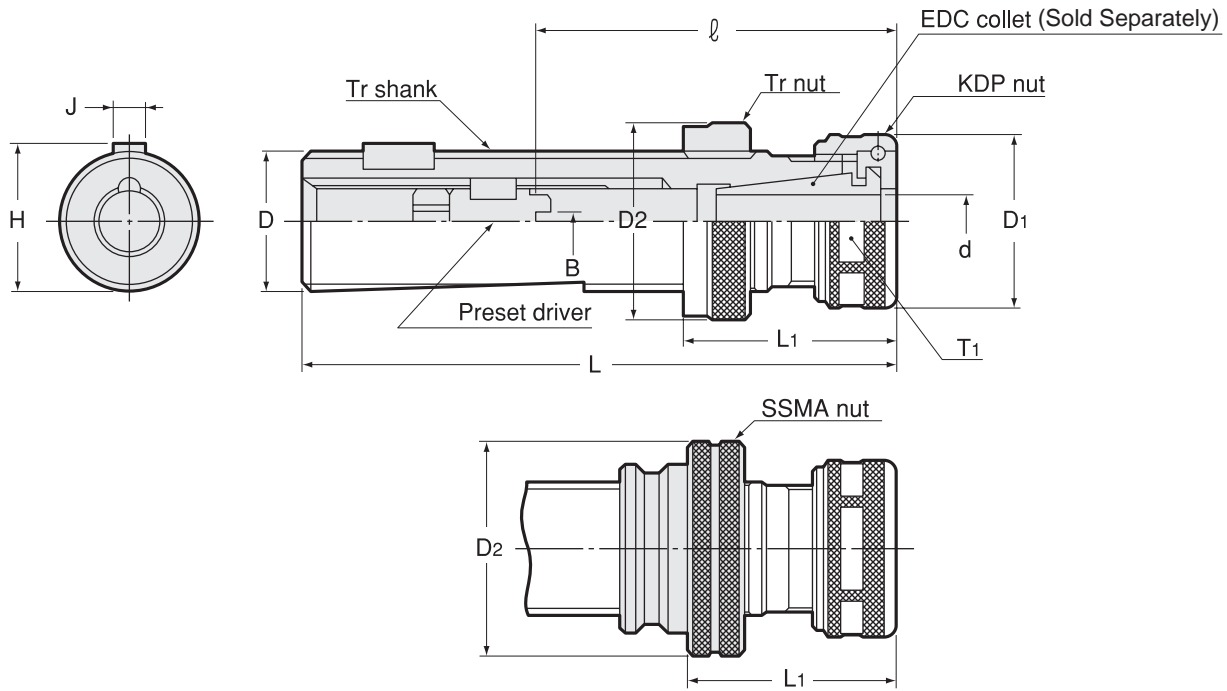


DC

Straight Drill Chuck




Code	Model	D h6	d Chucking Range	B	\varnothing	Preset driver	L	D1	D2	L1	H	J	T1	Nut	kg
0060 3016 ※ 000	DC-1619 /Tr16	16	2.8 ~ 9	0	18 ~ 58	DCS -009	103	26	25	35 ~ 50	17.1	5	24	KDP-1916	0.1
0060 4016 ※ 000	/SSMA16	16	2.8 ~ 9	4	31 ~ 71	DCS -409	103	26	26	32 ~ 47	17.1	5	24	KDP-1916	0.1
0060 3020 ※ 000	DC-2019 /Tr20	20	2.8 ~ 9	0	18 ~ 58	DCS -009	108	26	32	35 ~ 50	21.1	5	24	KDP-1916	0.2
0060 4020 ※ 000	/SSMA20	20	2.8 ~ 9	4	31 ~ 71	DCS -409	108	26	33	32 ~ 47	21.1	5	24	KDP-1916	0.2
0060 3025 ※ 000	DC-2524 /Tr25	25	2.8 ~ 12	0	23 ~ 63	DCS -012	118	32	37	38 ~ 63	26.5	6	30	KDP-2422	0.3
0060 4025 ※ 000	/SSMA25	25	2.8 ~ 12	5	33 ~ 73	DCS -512	118	32	40	36 ~ 61	26.5	6	30	KDP-2422	0.4
0060 3028 ※ 000	DC-2828 /Tr28	28	4.0 ~ 16	0	28 ~ 78	DCS -016	122	36	40	40 ~ 68	29.5	6	33	KDP-2825	0.4
0060 4028 ※ 000	/SSMA28	28	4.0 ~ 16	5	43 ~ 93	DCS -516	122	36	42	38 ~ 66	29.5	6	33	KDP-2825	0.4
0060 3032 ※ 000	DC-3228 /Tr32	32	4.0 ~ 16	0	28 ~ 78	DCS -016	143	36	45	40 ~ 68	33.5	8	33	KDP-2825	0.6
0060 4032 ※ 000	/SSMA32	32	4.0 ~ 16	5	43 ~ 93	DCS -516	143	36	47	36 ~ 64	33.5	8	33	KDP-2825	0.7
0060 3036 ※ 000	DC-3636 /Tr36	36	4.0 ~ 22	0	29 ~ 89	DCS -022	143	46	50	45 ~ 80	37.5	8	42	KDP-3632	0.8
0060 4036 ※ 000	/SSMA36	36	4.0 ~ 22	5	48 ~ 108	DCS -522	143	46	54	41 ~ 76	37.5	8	42	KDP-3632	0.8
				6	48 ~ 108	DCS -622									
				8	48 ~ 108	DCS -822									

1. Complete with nut and preset driver. Collet and spanner are sold separately. (P. 444 - 446)
 2. Dimension B will be inserted in " ※ "


Collet

P. 444



Spanner

P. 446



Accessories			
Holder Model	Nut	Collet	Spanner
DC -1619	KDP-1916	EDC-d19	S-1L
DC -2019	KDP-1916	EDC-d19	S-1L
DC -2524	KDP-2422	EDC-d24	S-3L
DC -2828	KDP-2825	EDC-d28	S-4L
DC -3228	KDP-2825	EDC-d28	S-4L
DC -3636	KDP-3632	EDC-d36	S-5L

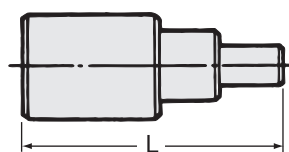
Ordering Example

DC-2828 / Tr28 / 016
 Nut Preset driver

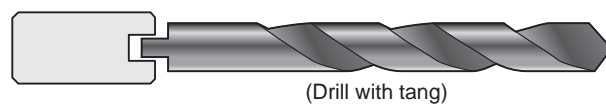
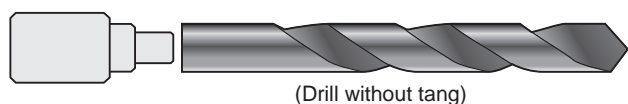
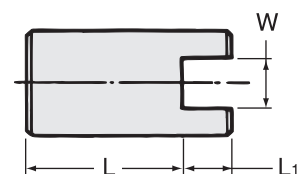
Accessories				
Model	Nut (Included)	Collet	Spanner	
DC -1619N	KDP-1916	EDC-d19	S-1L	
DC -1619T	KDP-1916	EDC-d19	S-1L	
DC -1919T	KDP-1916	EDC-d19	S-1L	
DC -2019N	KDP-1916	EDC-d19	S-1L	
DC -2224T	KDP-2422	EDC-d24	S-3L	
DC -2424N	KDP-2422	EDC-d24	S-3L	
DC -2624N	KDP-2422	EDC-d24	S-3L	
DC -2624T	KDP-2422	EDC-d24	S-3L	
DC -3028N	KDP-2825	EDC-d28	S-4L	
DC -3536T	KDP-3632	EDC-d36	S-5L	
DC -3636N	KDP-3632	EDC-d36	S-5L	

Preset driver

Type1 without tang



Type2 with tang



Code	Model	Holder model	Type	W +0.3 +0.2	L	L1
0061 02000009	DCS -009	DC-1619, 1619N, 1619T, 1919T, 2019, 2019N	1	—	28.3	—
0061 02000409	DCS -409	DC-1619, 1619N, 1619T, 1919T, 2019, 2019N	2	4	15.3	3.5
0061 02000012	DCS -012	DC-2224T, 2424N, 2524, 2624T, 2624N	1	—	29.0	—
0061 02000512	DCS -512	DC-2224T, 2424N, 2524, 2624T, 2624N	2	5	19.5	3.5
0061 02000016	DCS -016	DC-2828, 3028N, 3228	1	—	35.0	—
0061 02000516	DCS -516	DC-2828, 3028N, 3228	2	5	20.0	4.0
0061 02000616	DCS -616	DC-2828, 3028N, 3228	2	6	20.0	4.0
0061 02000022	DCS -022	DC-3536T, 3636, 3636N	1	—	46.5	—
0061 02000522	DCS -522	DC-3536T, 3636, 3636N	2	5	27.5	4.0
0061 02000622	DCS -622	DC-3536T, 3636, 3636N	2	6	27.5	4.0
0061 02000822	DCS -822	DC-3536T, 3636, 3636N	2	8	27.5	4.0